

# HUMAN CAPITAL & SKILLS KEY FACTS



	NVQ4+	NVQ3+	NVQ2+	NVQ1+	Other Quals	No Quals	Trade App., aged 16-64	Job Related Training
<b>WMCA</b>	28.3	45.7	63.1	74.7	9.0	16.3	2.0	12.2
Gr.Man	33.7	53.2	71.5	82.8	6.5	10.1	3.4	17.6
<b>UK</b>	36.9	54.7	73.4	84.7	7.1	8.8	3.3	18.9

Source: APS, 2015

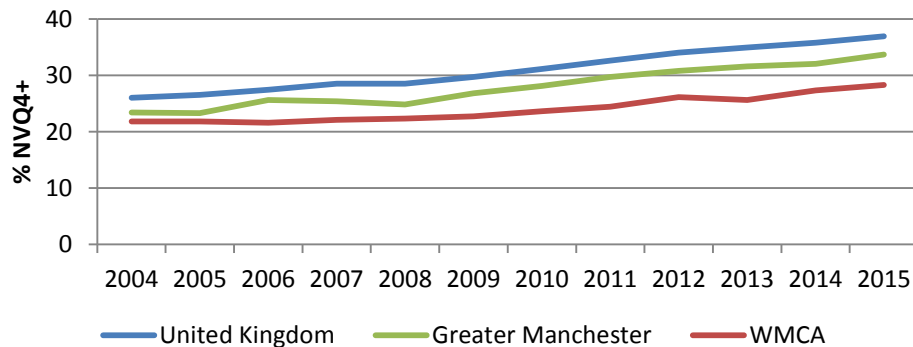
**28.3%** are highly skilled (NVQ4+) compared to **36.9%** for the UK

**16.3%** have no qualifications compared to **8.8%** for the UK

**2.0%** trade apprenticeships compared to **3.3%** for the UK

**12.2%** job related training compared to **18.9%** for the UK

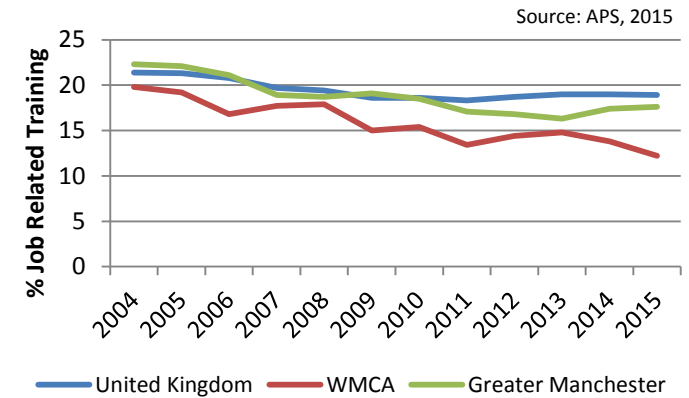
Despite improvements the WMCA is lagging behind the UK and Greater Manchester on all skills indicators, and for some the gap has been widening over recent years



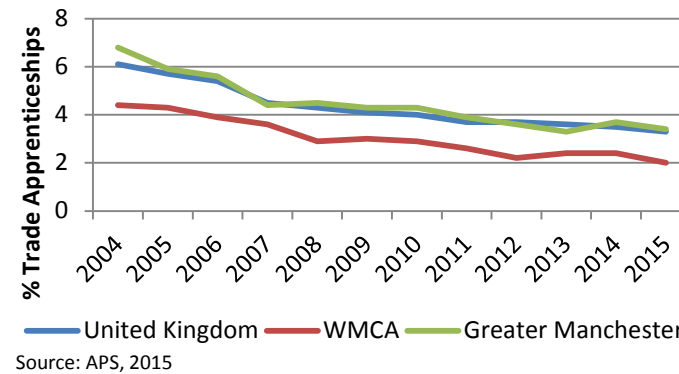
Source: APS, 2015

WMCA has a high percentage of qualifications that aren't being recognised

Job related training is the lowest out of all regions in England



Source: APS, 2015



Source: APS, 2015

Trade apprenticeships unexpectedly low given specialisms in manufacturing

Despite considerable investment, apprenticeships have been reducing everywhere

	A*-C English & Maths GCSEs	NEETS, aged 16-18	Activity Not Known, aged 16-18
<b>WMCA</b>	<b>58.0</b>	<b>4.4</b>	<b>12.8</b>
Birmingham	59.5	5.2	16.9
Coventry	60.6	4.7	11.1
Dudley	55.5	3.8	9.3
Sandwell	49.1	3.4	8.5
Solihull	64.7	4.2	11.4
Walsall	57.2	3.7	10.3
Wolverhampton	58.3	3.5	11.5

Source: DoE, 2015

The city of Birmingham contributes highly to the percentage of young people aged 16-18 who are NEET or whose activity is not known

Young people in Sandwell, Dudley and Walsall are more likely to achieved A\*-C in Maths and English at GCSE than elsewhere in the region